

FEATURES

- For standard JEDEC type "A" PLCC packages
- Low profile/Compact design
- Closed bottom design controls solder and flux wicking
- Insulator polarization and pin #1 identification assures proper registration of the chip during installation
- Preloaded contacts prevent "pop-up" problem
- Designed for high temperature applications

ORDER CODE

PCC05- [] -322T- []

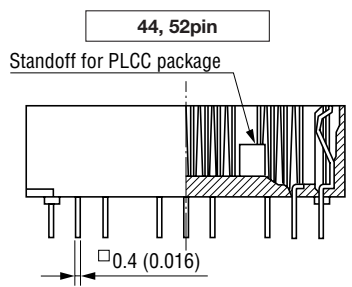
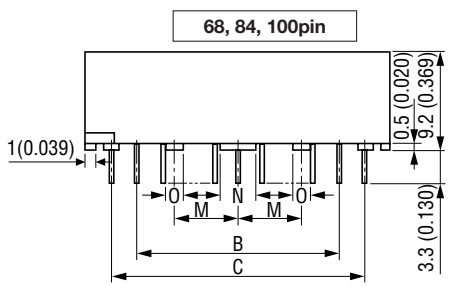
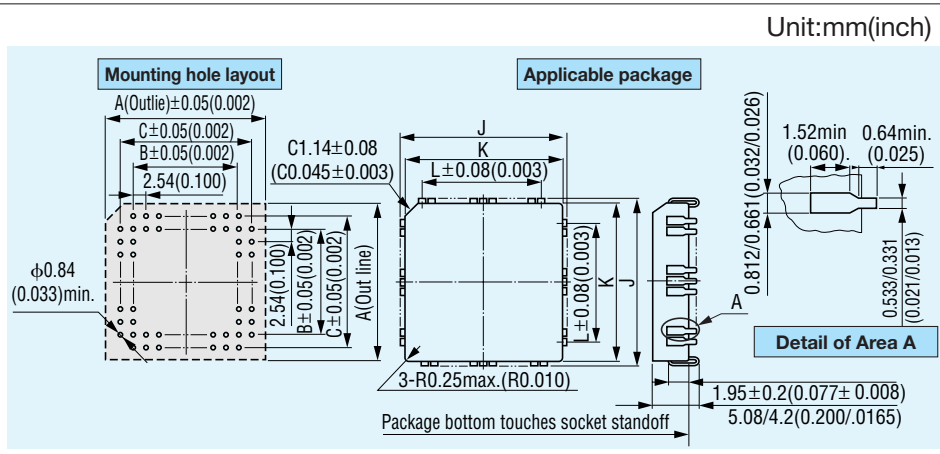
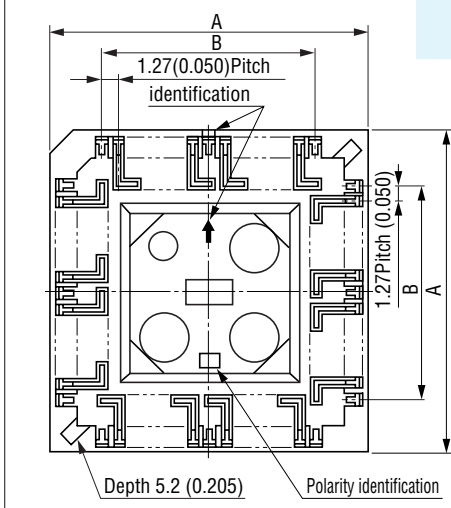
- Series name
- No. of contacts
044,052,
068,084,100
- Contact name
- Standoff type
Omit : 44,52pin
1 : 68,84,100pin

SPECIFICATIONS

- Insulator : Glass-filled PPS (UL94V-0)
- Contact : Phosphor bronze
- Plating : Tin over copper
- Current rating : 1A per contact
- Contact resistance : 16mΩ max.
- Withstanding voltage : 650V AC for 1 minute
- Insulation resistance : 1,000MΩ min. at 500V DC
- Temperature : -55 to +105°C

Dimensions

admatec
Schareggstrasse 3, CH-5506 Mägenwil
Tel. +41 62 896 00 48, Fax. +41 62 896 25 80
info@admatec.ch, www.admatec.ch



Dimensions

No. of contacts	A	B	C	J(max./min.)	K(max./min.)	L	M	N	O
44	22.38 (0.881)	12.70 (0.500)	17.78 (0.700)	17.65/17.40 (0.695)/(0.685)	16.662/16.510 (0.656)/(0.650)	12.70 (0.500)	—	—	—
52	24.92 (0.981)	15.24 (0.600)	20.32 (0.800)	20.19/19.94 (0.795)/(0.785)	19.202/19.050 (0.756)/(0.750)	15.24 (0.600)	—	—	—
68	30.00 (1.181)	20.32 (0.800)	25.40 (1.000)	25.27/25.02 (0.995)/(0.985)	24.333/24.130 (0.958)/(0.950)	20.32 (0.800)	6.35 (0.250)	4.00 (0.157)	2.00 (0.079)
84	35.08 (1.381)	25.40 (1.000)	30.48 (1.200)	30.35/30.10 (1.195)/(1.185)	29.413/29.210 (1.158)/(1.150)	25.40 (1.000)	8.89 (0.350)	5.00 (0.197)	2.50 (0.098)
100	41.56 (1.636)	30.48 (1.200)	35.56 (1.400)	35.43/35.18 (1.395)/(1.385)	34.493/34.290 (1.358)/(1.350)	30.48 (1.200)	8.89 (0.350)	5.00 (0.197)	2.50 (0.098)

Specification and dimensions are subject change without notice.