

FEATURES

- 1mm (0.039") pitch connector for media devices
- Selective mating height to adjust the mounting position for removable FDD, HDD, CD-ROM drive, DVD and other media devices
- ±1.5mm (0.059") in X and Y directions for blind mating
- Signal contacts are designed with a 2-level sequence (8 longer contacts, 0.75mm (0.030") difference)
- Shorter signal contacts offer a 2.15mm (0.085") mating area for effective mating
- Power contacts have a 5A (max.) current rating
- Available frame ground via connection through conductive frame ground contacts and SMT retention clips
- RoHS compliance

SPECIFICATIONS

- Insulator : Glass-filled LCP (UL 94V-0), Black
- Material : Signal contact ; Phosphor Bronze
Power contact ; Copper alloy
Frame ground ; Copper alloy
SMT retention clip ; Copper alloy
- Plating :
Signal contact ; 0.1μm min. Gold over Nickel (Contact area)
0.03μm min. Gold over Nickel (Terminal area)
Power contact ; 0.1μm min. Gold over Nickel (Contact area)
0.03μm min. Gold over Nickel (Terminal area)
Frame ground ; 2 to 4μm Nickel
SMT retention clip ; 0.03μm min. Gold over Nickel
- Current rating : Signal contact ; 0.5A per contact
Power contact ; 5A per contact
- Contact resistance : Signal contact ; 40mΩ max.
Power contact ; 15mΩ max.
- Dielectric withstanding voltage : 300V AC for 1 minute
- Insulation resistance : 1,000MΩ min. at 250V DC
- Operating temperature : -55°C to +85°C

● **ORDER CODE**

DJ3 - [] - [] - **F**

- **F** : RoHS Compliance
- Standoff height (FL type only)
T : 1mm (0.039") V : 2mm (0.079")
Y : 3mm (0.118") Z : 4mm (0.157")
- Contact tail style
L : Right angle
FL : Right angle, Selective mating height
- Number of contacts
040 : 40 pin 050 : 50 pin
060 : 60 pin 080 : 80 pin
- **33** : Plug, With power contacts (SMT type)
34 : Plug, Without power contacts (SMT type)
- Series name
DJ : 1mm pitch connector for media devices

MATING VARIATIONS

Unit:mm(inch)

DJ33-□□L-F
DJ34-□□L-F

DJ03-□□S-F
DJ04-□□S-F

* See page A-64 or A-66
*K+6.7(K+0.264)


PRODUCT OUTLINE

- DJ Series is a 1mm pitch, 2 piece connector which was developed for the next generation of removable media devices.
- We offer Right angle SMT (Plug) in 5 variations (Standard, 1mm, 2mm, 3mm and 4mm) so that you can freely choose the mating position on the main board side. (For Right angle through hole plug, please see "DJ Series" catalog.)
- The superior design of our connectors is helpful your system's design. Example : the guide structure for blind mating, structures that protect contacts from damage during mismatched insertion, and mounting hardware to increase mounted strength of connectors. This connector can be used in "Hot Plug" applications for HDD, FDD, CD-ROM drives, DVD, etc. with power supply turned on and frame ground implemented between main board and devices.
- KEL also provides this series "with power contacts". These contacts are effective for use in battery pack applications. The DJ series connector is designed exclusively for removable media devices and battery packs.
- Mating connector : For Receptacle connector, please see "DJ Series" catalog.

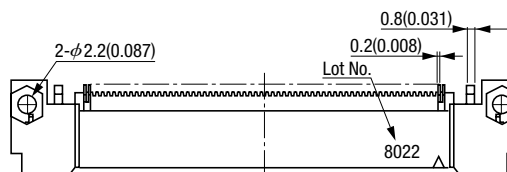
DJ33-□□□L-F (Plug, With power contacts)

Mating Connector : DJ03-□□□S-F

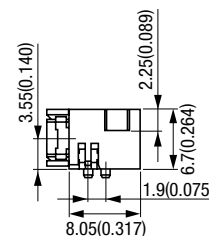
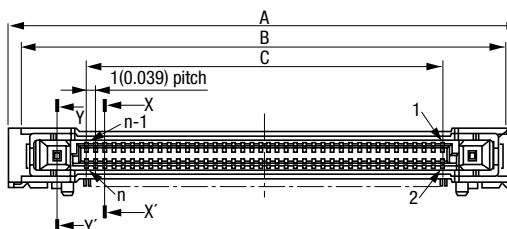
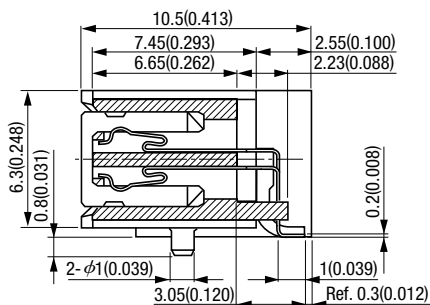
Unit:mm(inch)



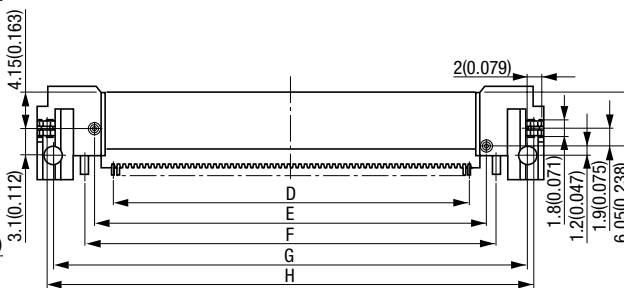
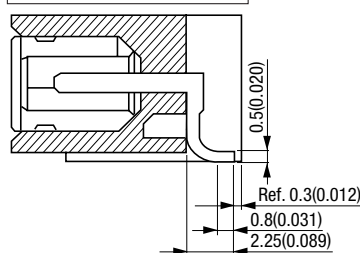
Plug (SMT Right Angle)



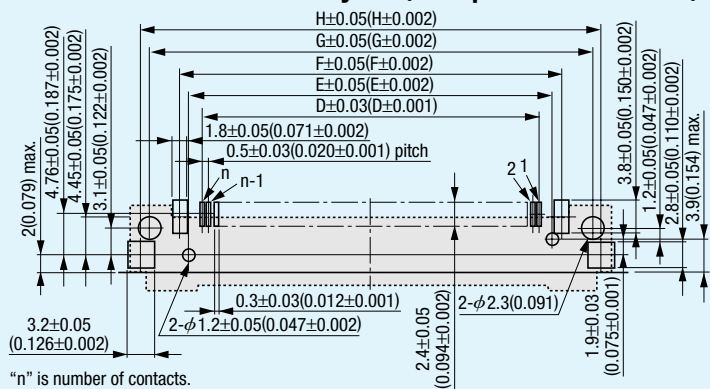
X-X' Cross Section



Y-Y' Cross Section



Printed Circuit Board Layout (Component Side View)




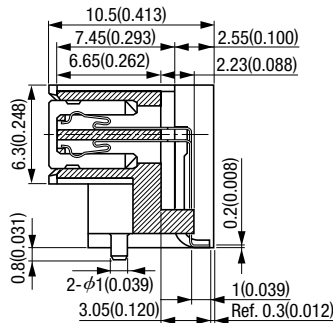
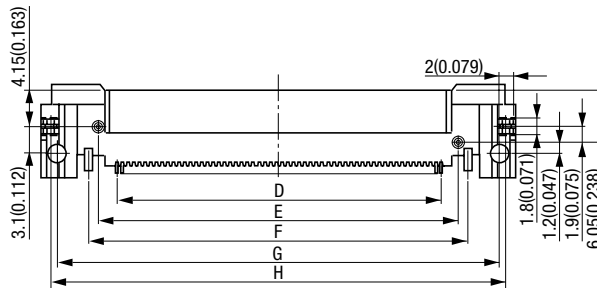
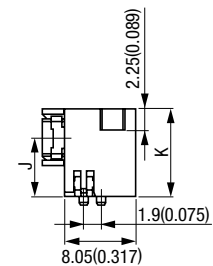
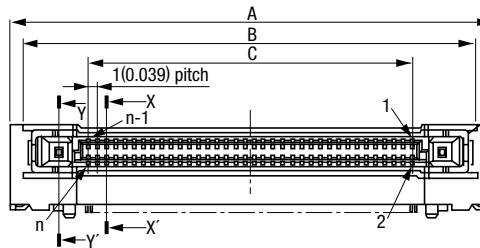
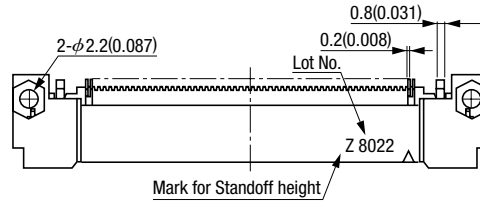
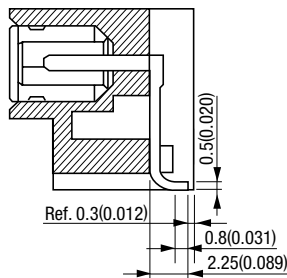
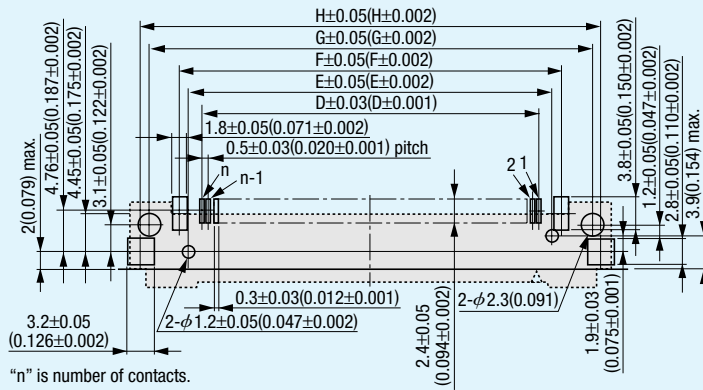
Product Table / Dimensions

No. of contacts	Part Number	A	B	C	D	E	F	G	H
40	DJ33-040L-F	36.50 (1.437)	33.20 (1.307)	19.00 (0.748)	19.50 (0.768)	23.28 (0.917)	25.40 (1.000)	32.36 (1.274)	33.98 (1.338)
50	DJ33-050L-F	41.50 (1.634)	38.20 (1.504)	24.00 (0.945)	24.50 (0.965)	28.28 (1.113)	30.40 (1.197)	37.36 (1.471)	38.98 (1.535)
60	DJ33-060L-F	46.50 (1.831)	43.20 (1.701)	29.00 (1.142)	29.50 (1.161)	33.28 (1.310)	35.40 (1.394)	42.36 (1.668)	43.98 (1.731)
80	DJ33-080L-F	56.50 (2.224)	53.20 (2.094)	39.00 (1.535)	39.50 (1.555)	43.28 (1.704)	45.40 (1.787)	52.36 (2.061)	53.98 (2.125)

DJ33-□□□FL-□-F (Plug, With power contacts)
Mating Connector : DJ03-□□□S-F

Unit:mm(inch)

Plug (SMT Selective Right Angle Type)


X-X' Cross Section

Y-Y' Cross Section

Printed Circuit Board Layout (Component Side View)

Product Table / Dimensions

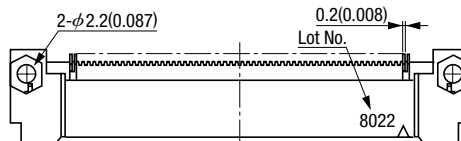

No. of contacts	Part Number	A	B	C	D	E	F	G	H
40	DJ33-040FL-□-F	36.50 (1.437)	33.20 (1.307)	19.00 (0.748)	19.50 (0.768)	23.28 (0.917)	25.40 (1.000)	32.36 (1.274)	33.98 (1.338)
50	DJ33-050FL-□-F	41.50 (1.634)	38.20 (1.504)	24.00 (0.945)	24.50 (0.965)	28.28 (1.113)	30.40 (1.197)	37.36 (1.471)	38.98 (1.535)
60	DJ33-060FL-□-F	46.50 (1.831)	43.20 (1.701)	29.00 (1.142)	29.50 (1.161)	33.28 (1.310)	35.40 (1.394)	42.36 (1.668)	43.98 (1.731)
80	DJ33-080FL-□-F	56.50 (2.224)	53.20 (2.094)	39.00 (1.535)	39.50 (1.555)	43.28 (1.704)	45.40 (1.787)	52.36 (2.061)	53.98 (2.125)

Standoff height	J	K
T	4.55 (0.179)	7.70 (0.303)
V	5.55 (0.219)	8.70 (0.343)
Y	6.55 (0.258)	9.70 (0.382)
Z	7.55 (0.297)	10.70 (0.421)

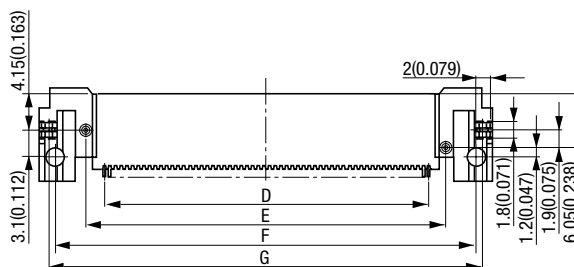
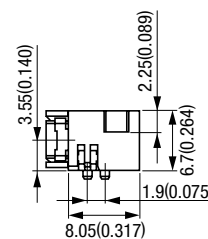
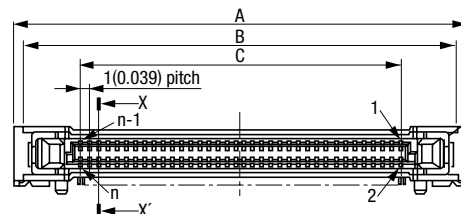
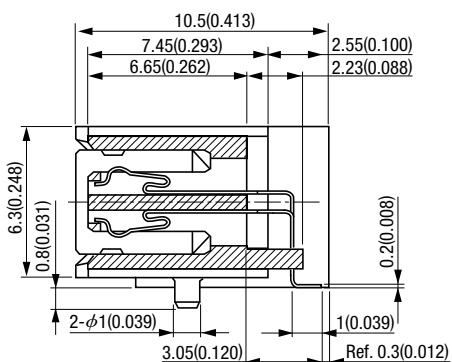
DJ34-□□□L-F (Plug, Without power contacts)

Mating Connector : DJ04-□□□S-F

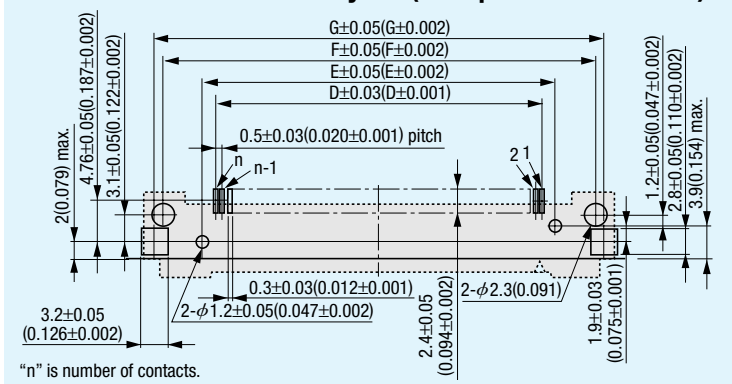
Unit:mm(inch)



X-X' Cross Section



Printed Circuit Board Layout (Component Side View)



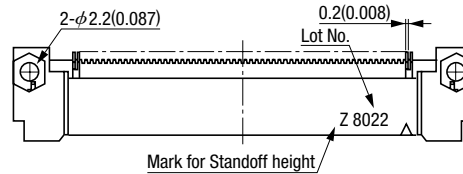

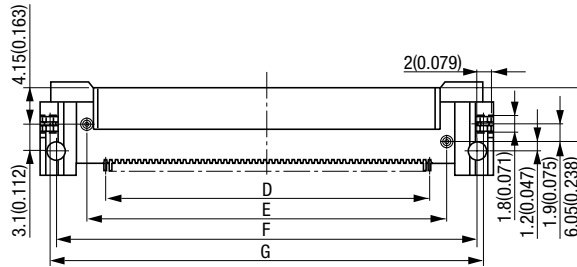
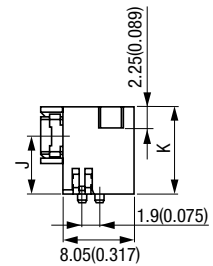
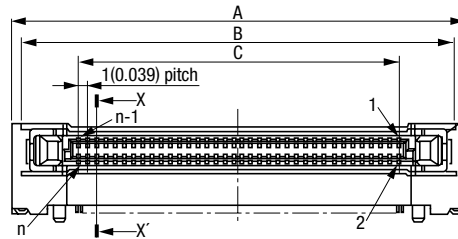
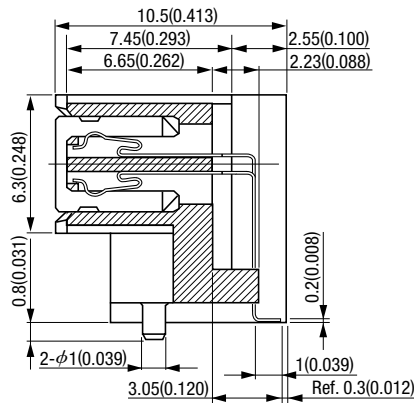
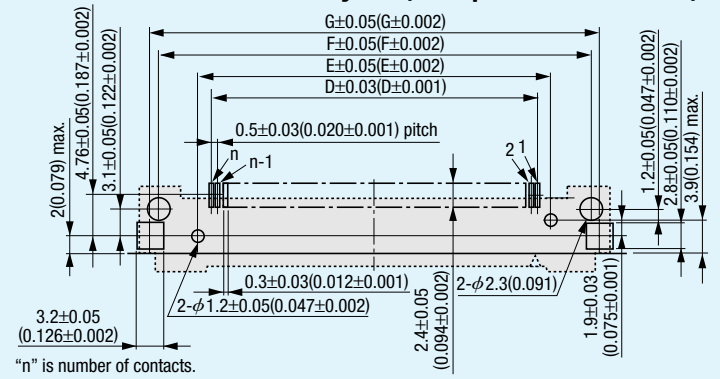
Product Table / Dimensions

No. of contacts	Part Number	A	B	C	D	E	F	G
40	DJ34-040L-F	34.50 (1.358)	31.20 (1.228)	19.00 (0.748)	19.50 (0.768)	23.28 (0.917)	30.36 (1.195)	31.98 (1.259)
50	DJ34-050L-F	39.50 (1.555)	36.20 (1.425)	24.00 (0.945)	24.50 (0.965)	28.28 (1.113)	35.36 (1.392)	36.98 (1.456)
60	DJ34-060L-F	44.50 (1.752)	41.20 (1.622)	29.00 (1.142)	29.50 (1.161)	33.28 (1.310)	40.36 (1.589)	41.98 (1.653)
80	DJ34-080L-F	54.50 (2.146)	51.20 (2.016)	39.00 (1.535)	39.50 (1.555)	43.28 (1.704)	50.36 (1.983)	51.98 (2.046)

DJ34-□□□FL-□-F (Plug, Without power contacts)
Mating Connector : DJ04-□□□S-F

Unit:mm(inch)

Plug (SMT Selective Right Angle Type)

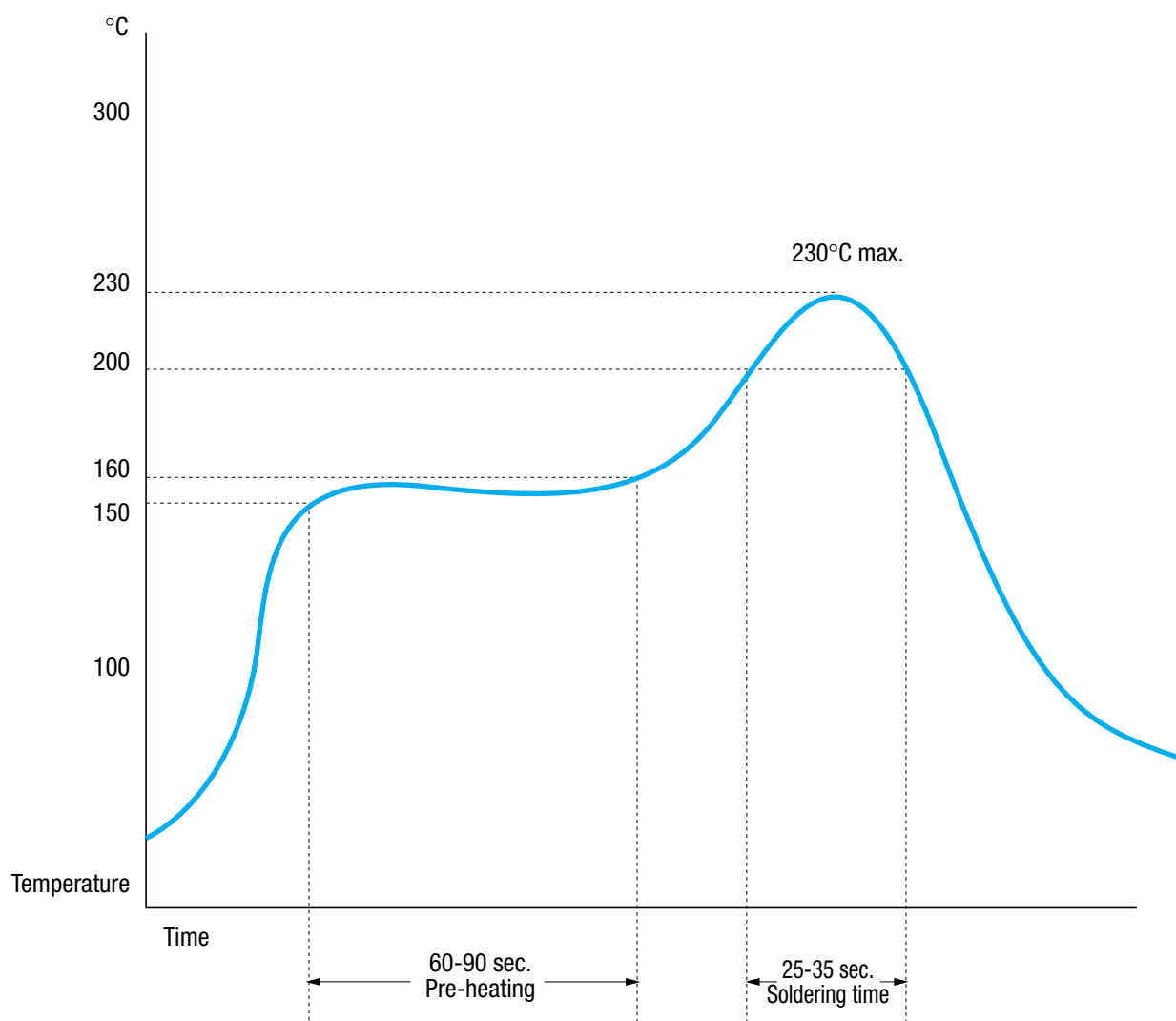

X-X' Cross Section

Printed Circuit Board Layout (Component Side View)

Product Table / Dimensions

No. of contacts	Part Number	A	B	C	D	E	F	G
40	DJ34-040FL-□-F	34.50 (1.358)	31.20 (1.228)	19.00 (0.748)	19.50 (0.768)	23.28 (0.917)	30.36 (1.195)	31.98 (1.259)
50	DJ34-050FL-□-F	39.50 (1.555)	36.20 (1.425)	24.00 (0.945)	24.50 (0.965)	28.28 (1.113)	35.36 (1.392)	36.98 (1.456)
60	DJ34-060FL-□-F	44.50 (1.752)	41.20 (1.622)	29.00 (1.142)	29.50 (1.161)	33.28 (1.310)	40.36 (1.589)	41.98 (1.653)
80	DJ34-080FL-□-F	54.50 (2.146)	51.20 (2.016)	39.00 (1.535)	39.50 (1.555)	43.28 (1.704)	50.36 (1.983)	51.98 (2.046)

Standoff height	J	K
T	4.55 (0.179)	7.70 (0.303)
V	5.55 (0.219)	8.70 (0.343)
Y	6.55 (0.258)	9.70 (0.382)
Z	7.55 (0.297)	10.70 (0.421)

Recommended Soldering Conditions

- Soldering Iron : 350°C or lower, 3 sec. max.
- Pulse Heating : 260°C or lower, 3 sec. max.
- (Pre-heating) : 160°C or lower, 3 sec. max.
- Reflow : IR reflow
- Recommended stencil thickness for solder paste : 0.15mm (0.006'')
- Recommended temperature profile for IR reflow



admatec

Schareggstrasse 3, CH-5506 Mägenwil
Tel. +41 62 896 00 48, Fax. +41 62 896 25 80
info@admatec.ch, www.admatec.ch